

SANTA FE
SHUTTERS



Create a beautiful interplay of light and shade with Santa Fe Shutters.

Inspired by the great plantation mansions of America's Deep South, these classic, streamlined interior shutters lend a sophisticated dimension to any room.

What's more, Santa Fe Shutters give you the freedom to control the mood and degree of light. At a touch, change the aspect from dimout, to bright, delicate light diffusion. The sleek, adjustable blades ensure privacy, reduce external noise and enhance insulation.

Carefully crafted for years of lasting beauty, Santa Fe Shutters make an exceptional long term investment. These modern yet elegant designs add value and distinction to your home, no matter how often you redecorate.

Yet you'd be surprised how affordable it can be to enjoy the enduring luxury of Santa Fe Shutters in your home.

*Sleek simplicity of design
brings character to homes,
from period residences to
avant garde architecture.*


Styles

Santa Fe Shutters come in a choice of three designs to complement virtually any type of window and style of room. However you choose to express yourself; modern minimalist, traditional décor, or bold and original, there's a shutter to suit.

Full height, tier on tier or café style are all on offer from Santa Fe Shutters.

Interior shutters can also be designed to fit most patio doors and French windows. Even more distinctively, Santa Fe Shutters can be used as handsome and very effective room dividers. For smooth operation a track system is used.

Three beautiful design options provide more scope for windows to make a stunning statement.





Full Height

Create an elegant and stunning finish with this traditional shutter designed to dress the full height of the window.

For larger windows, a divider rail is used. This is a horizontal panel to strengthen the shutter. The divider rail allows the blades in each panel to be operated independently, permitting greater light control. Divider rails are tailored for each window frame.



Interior shutters let you set the mood; private and intimate or bright and airy.

Café Style

Fitted to the lower section of the window, these shutters add a continental flavour to your room.

Café style shutters add a beautiful finishing touch for those areas of the home where total privacy is not required. Truly a beautiful way to showcase striking window features in kitchens, dining rooms and bathrooms.



Tier on Tier

Traditionally, tier on tier shutters were a feature of substantial Edwardian and Victorian townhouses with large windows, but this look of understated luxury is perfect for stylish modern homes where privacy and light control are essential.

Two sets of shutters are used, one to cover the bottom half of the window and another for the top. Each tier can then be operated separately, giving you total light control. A beautifully practical solution.





*Santa Fe Shutters
emphasise the design
features of your
beautiful windows.*

“*Santa Fe Shutters complement the ‘modern country’ style of my kitchen and bathroom. They look great and are extremely practical. The shutters filter direct sunlight, yet rooms stay light and bright. They also provide excellent privacy.*”

Marie McMillen, ampimage





Style Options Available

Santa Fe Shutters come in a wide choice of frames, blade size, finishes and hardware to fit beautifully with any design theme.

Blade Size

Vermont - 46mm, 63mm, 89mm or 114mm widths. Madison - 63mm, 89mm or 114mm widths

Shutter Frames

Choose from seven frame options to complement your style of window.



Colours and Wood Tones

All Santa Fe Shutters are handcrafted to the highest standard with the choice of various styles and finishes. An extensive range of colour options are also available ranging from Bright White to seductive Wenge.

Vermont Shutters

This is a superb quality hardwood which is extremely durable. Basswood shutters are available in eight natural wood tones and four shades of white.



Bright White



Soft White



Eggshell



Linen




Natural



Sugar Maple




Light Oak




Golden Oak



Walnut



Cherry



Mahogany



Wenge

Santa Fe basswood shutters are handcrafted from a natural product thus variations in shade and graining as well as warping may occur.

Madison Shutters

Madison Shutters have an engineered basswood core with a solid basswood finish, providing additional strength and stability.



Bright White



Soft White



Eggshell



Linen



Finishing Touches

Co-ordinating hardware options ensure your shutters look perfect down to the last detail.



Hinges

Santa Fe Shutters offer a range of hinges to complement your choice of colour.

Colour matched, white, brass, chrome or stainless steel.



Tilt Rods

Traditionally this bar is used to open and close the shutter blades, and is supplied as standard in the centre of each panel.



Hidden Tilt Rods

Create a more contemporary style using a hidden tilt rod systems. Simply tilt the shutter by adjusting the blades.



